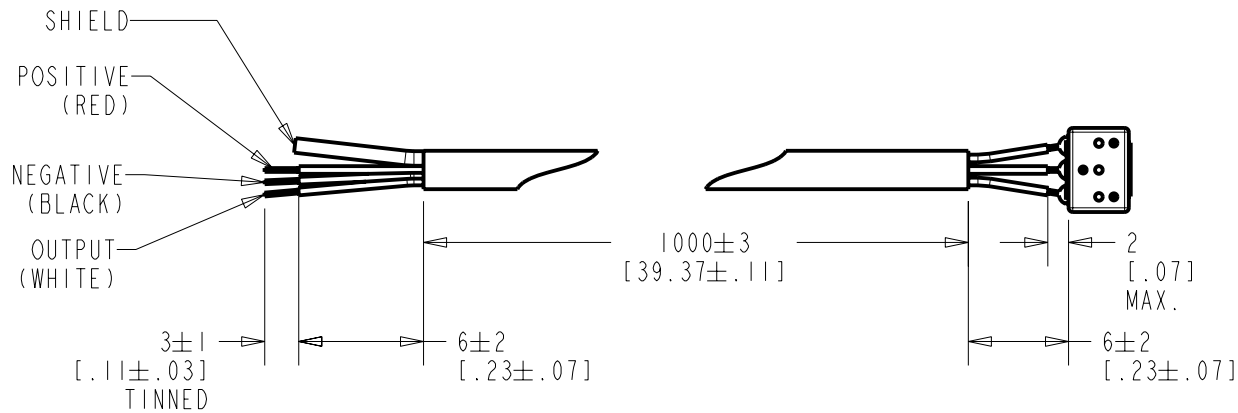


WP-23502-P07
SHT 1.1

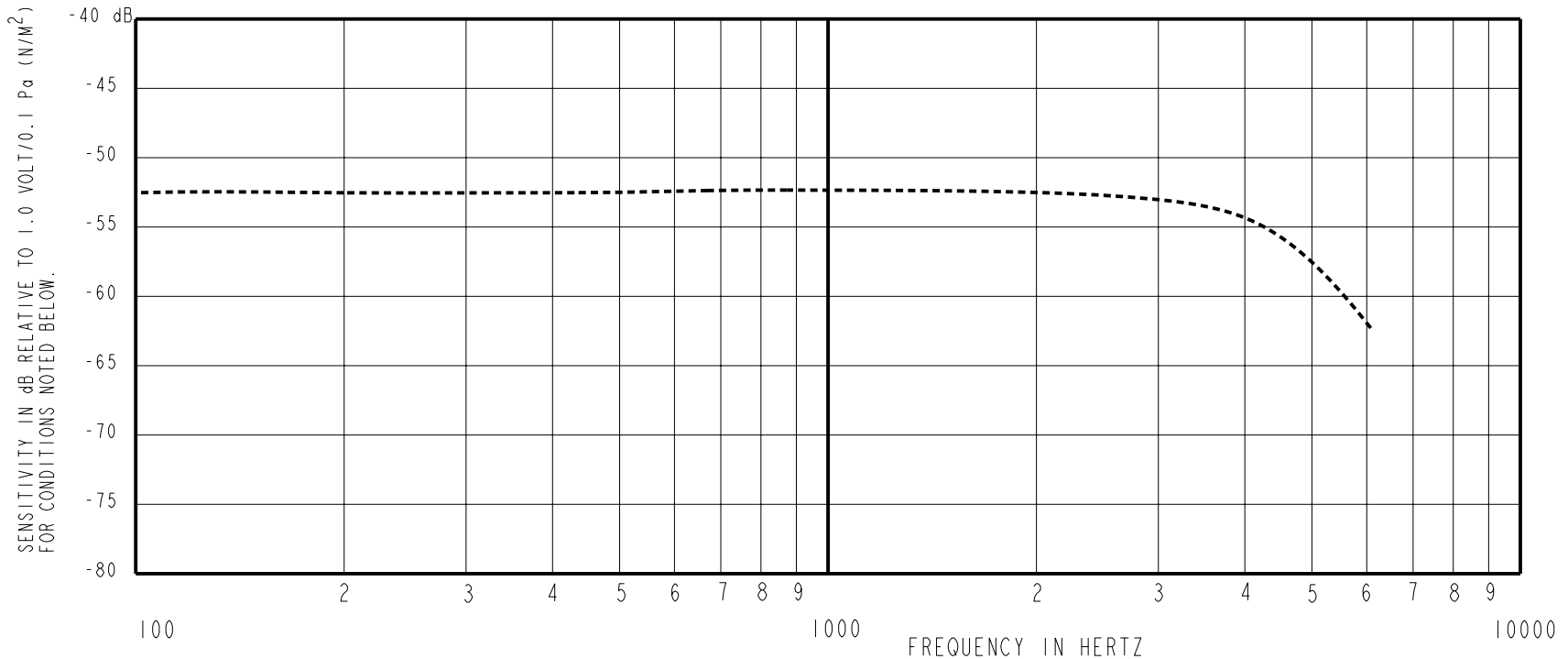


DIMENSIONS IN MILLIMETERS [INCHES]

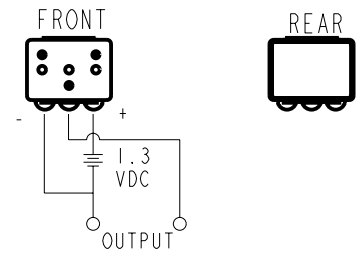
KNOWLES ELECTRONICS
ITASCA, ILLINOIS U.S.A.

Revision	C.O. #	Implementation Date	RELEASE LEVEL	REVISION
A	MI0101177	7-24-06	Released	A
SCALE: 2:1			DR. BY	DATE
DO NOT SCALE DRAWING			SDZ	7-21-06
TITLE: MICROPHONE & CABLE			CK. BY	DATE
OUTLINE DRAWING			GJP	7-23-06
WP-23502-P07			APP. BY	DATE
SHT 1.1			GJP	7-23-06

WP-23502-P07
SHT 2.1



FREQUENCY	SENSITIVITY			DEVICE CONFORMITY	
	MIN.	NOM.	MAX.	RANGE	OF DEVIATION FROM 1 KHz
100	---	-52.0	---	-2.0	+2.0
1000	-55.0	-52.0	-49.0	0.0	0.0
4000	---	-53.0	---	-4.0	+2.0



- NOTES:
- CASE CONNECTED TO NEGATIVE TERMINAL.
 - MICROPHONE TO BE FUNCTIONAL WITH 10 VDC SUPPLY.
 - SENSITIVITY VALUES INDICATED ON THIS SPECIFICATION ARE VALID AT 50% HUMIDITY.
 - MICROPHONE WILL SURVIVE SUBMERSION IN 3M OF WATER.

DC SUPPLY	AMPLIFIER CURRENT DRAIN	OUTPUT IMPEDANCE OHMS		
		MIN.	NOM.	MAX.
1.3V	50 uA MAX.	2800	4400	6800

Revision	C.O. #	Implementation Date	RELEASE LEVEL	REVISION
A	MI0101177	7-24-06	Released	A

KNOWLES ELECTRONICS
ITASCA, ILLINOIS U.S.A.

SCALE: 2:1		DR. BY	DATE
DO NOT SCALE DRAWING		SDZ	7-21-06
TITLE: MICROPHONE & CABLE WP-23502-P07		CK. BY	DATE
OUTLINE DRAWING		GJP	7-23-06
SHT 2.1		APP. BY	DATE
		GJP	7-23-06