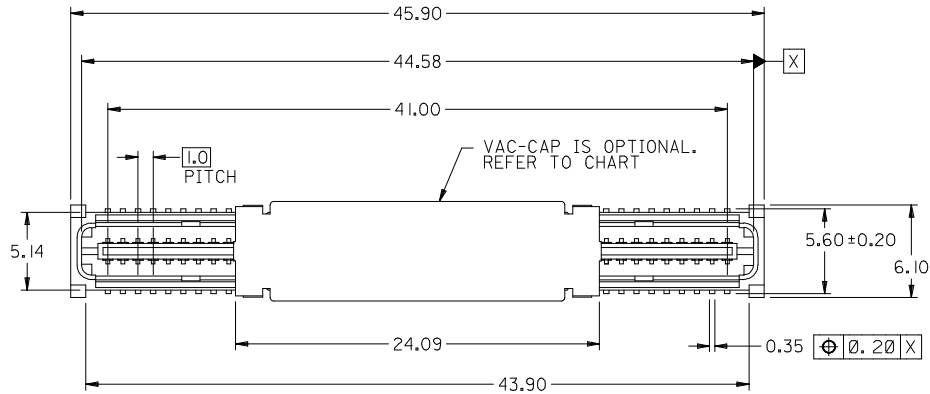


71741-2002	NO	YES	PK-70873-063	TAPE & REEL	0.76 GOLD
71741-2001	YES	YES	PK-70873-063	TAPE & REEL	0.76 GOLD
ITEM NUMBER	PEGS	PICK & PLACE CAP	PACKAGING SPEC. NUMBER	PACKAGING TYPE	TERMINAL PLATING

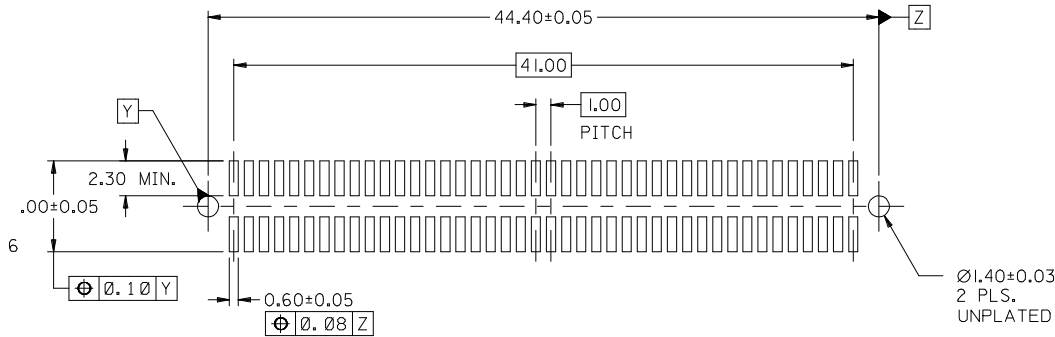
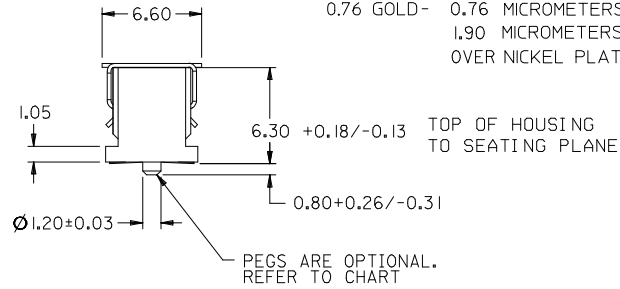
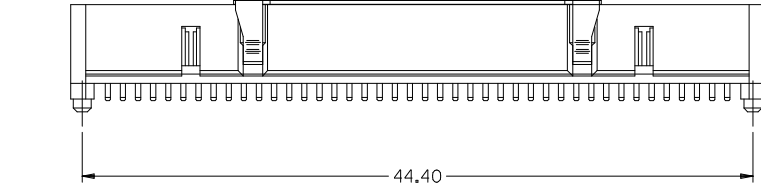


**NOTES:**

- HOUSING MATERIAL: G.F. THERMOPLASTIC; UL RATING: 94V-0; COLOR: WHITE  
TERMINAL MATERIAL: PHOSPHOR BRONZE  
VACUUM CAP MATERIAL: STAINLESS STEEL
- COPLANARITY OF SMT TAILS: 0.10 MAX.
- PACKAGING SPECIFICATIONS: REFER TO CHART
- DIMENSIONS ARE IN MILLIMETERS.
- THIS PART, WHEN MATED WITH MOLEX U.S. PART NO. 71742-0\*\*\* OR MOLEX JAPAN PART NO. 52841-0848, CONFORMS TO MOLEX PRODUCT SPECIFICATION PS-71741-9999.

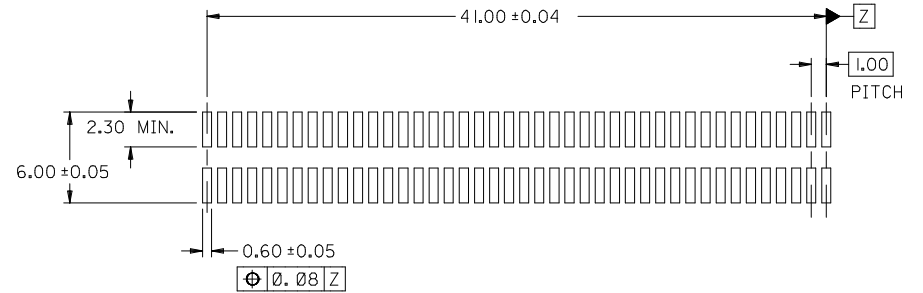
**PLATING CODE:**

0.76 GOLD- 0.76 MICROMETERS MINIMUM GOLD PLATING IN CONTACT AREA,  
1.90 MICROMETERS MINIMUM TIN PLATING IN TERMINAL AREA,  
OVER NICKEL PLATING OVERALL



**RECOMMENDED PCB LAYOUT**

RECOMMENDED PCB THICKNESS: 1.0±0.1mm MIN.



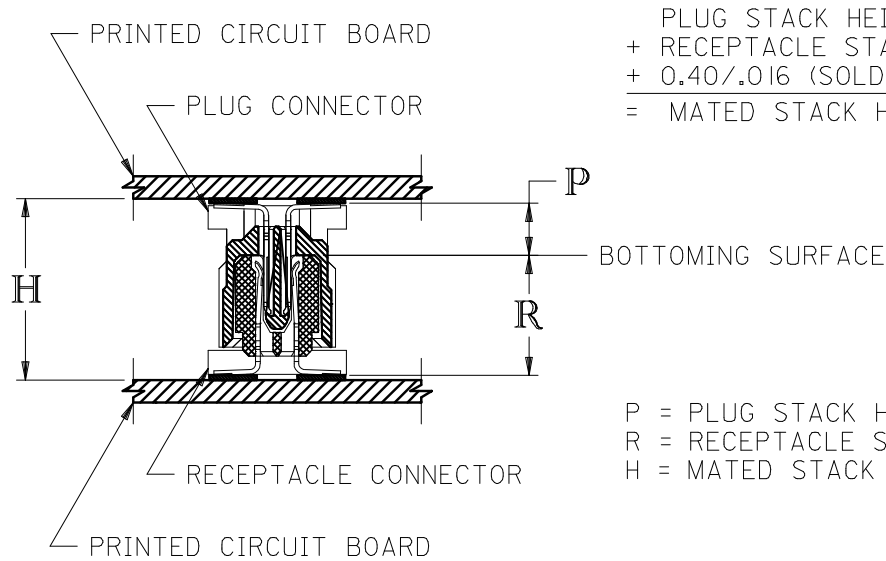
**RECOMMENDED PCB LAYOUT  
(WITHOUT PEGS)**

RECOMMENDED PCB THICKNESS: 1.0±0.1mm MIN.

<b>CLARIFY DIMENSIONS</b> EC NO: UCP2009-2408 DRWN:BBARKER 2009/04/20 CHKD:DMORGAN 2009/04/20 APPR:SMILLER 2009/04/21	QUALITY SYMBOLS ▽=0 ▽=0	GENERAL TOLERANCES (UNLESS SPECIFIED)		DIMENSION STYLE <b>MM ONLY</b>		SCALE	DESIGN UNITS METRIC	THIRD ANGLE PROJECTION		
		mm	INCH	DRAWN BY JJS	DATE 99/08/16	TITLE	SALES ASSEMBLY, 1 MM 84 CKT, BTB PLUG 2.30 MM STACK HEIGHT MOLEX INCORPORATED			
		4 PLACES ±---	±---	CHECKED BY PAR	DATE 99/08/16					
		3 PLACES ±---	±---	APPROVED BY DJB	DATE 99/08/16	MATERIAL NO. <b>SEE TABLE</b>	DOCUMENT NO. SDA-71741-2***	SHEET NO. 1 OF 2		
2 PLACES ±0.18	±---	DRAFT WHERE APPLICABLE MUST REMAIN WITHIN DIMENSIONS		THIS DRAWING CONTAINS INFORMATION THAT IS PROPRIETARY TO MOLEX INCORPORATED AND SHOULD NOT BE USED WITHOUT WRITTEN PERMISSION						
1 PLACE ±0.33	±---									
ANGULAR ±1/2°										

RECOMMENDED PLUG/RECEPTACLE COMBINATION FOR  
MATED STACK HEIGHT PER EIA STANDARD 700 AAAB

MATED STACK HEIGHT "H"	RECEPTACLE HEIGHT "R"	RECEPTACLE SERIES NO.	PLUG HEIGHT "P"	PLUG SERIES NO.
8.00/-.315	5.30/-.209	71742-0***	2.30/-.091	71741-2***
13.00/-.512	10.30/-.406	71742-3***		



$$\begin{aligned} & \text{PLUG STACK HEIGHT} \\ & + \text{RECEPTACLE STACK HEIGHT} \\ & + \underline{0.40/-.016 \text{ (SOLDER PASTE ALLOWANCE)}} \\ & = \text{MATED STACK HEIGHT} \end{aligned}$$

P = PLUG STACK HEIGHT  
R = RECEPTACLE STACK HEIGHT  
H = MATED STACK HEIGHT

SEE SHEET 1 EC NO: UCP2009-2408 DRWN:BBARKER 2009/04/20 CHKD:DMORGAN 2009/04/20 APPR:SMILLER 2009/04/21	QUALITY SYMBOLS ▽=0 ▽=0	GENERAL TOLERANCES (UNLESS SPECIFIED)		DIMENSION STYLE <b>MM ONLY</b>		SCALE 1:1	DESIGN UNITS METRIC	THIRD ANGLE PROJECTION		
			mm	INCH	DRAWN BY JJS	DATE 99/08/16	SALES ASSEMBLY, 1 MM 84 CKT, BTB PLUG 2.30 MM STACK HEIGHT			
		4 PLACES	± ---	± ---	CHECKED BY PAR	DATE 99/08/16				
		3 PLACES	± ---	± ---	APPROVED BY DJB		DATE 99/08/16	MOLEX INCORPORATED SDA-71741-2***		
2 PLACES	± 0.18	± ---	MATERIAL NO. <b>SEE TABLE</b>		DOCUMENT NO.	SHEET NO. 2 OF 2				
1 PLACE	± 0.33	± ---	DRAFT WHERE APPLICABLE MUST REMAIN WITHIN DIMENSIONS		SIZE C					THIS DRAWING CONTAINS INFORMATION THAT IS PROPRIETARY TO MOLEX INCORPORATED AND SHOULD NOT BE USED WITHOUT WRITTEN PERMISSION
ANGULAR ±1/2°										

