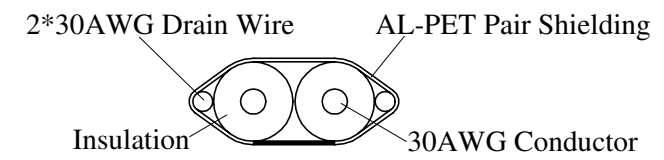
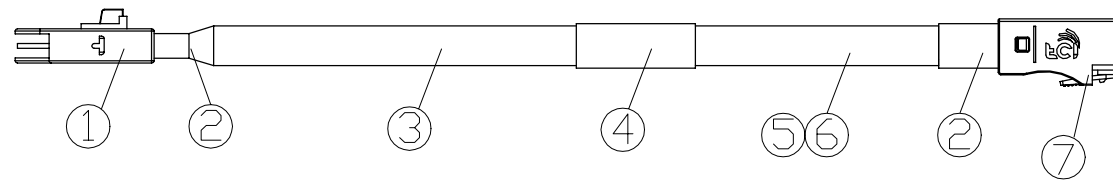
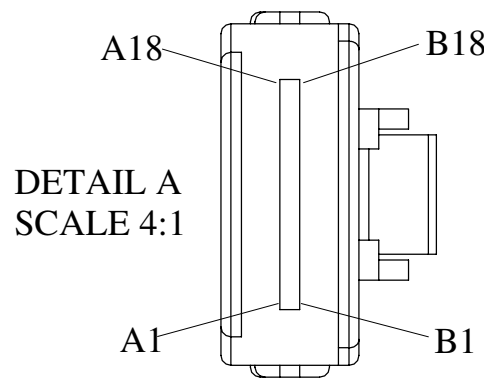


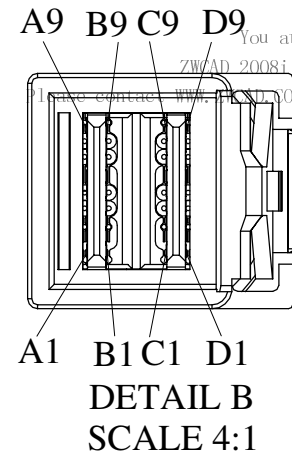
Cross Section C-C
SCALE 6:1



Parallel Pair Unit
SCALE 20:1



DETAIL A
SCALE 4:1



DETAIL B
SCALE 4:1

You are using
ZWCAD 2008i Trial Version
Please contact WWW.ZW.COM.CN for detailed information

- NOTES:
- 100% CONTINUITY TESTED AS DEFINED IN WIRE DIAGRAM.
 - HI-POT TEST: DC 300V/10ms
CONNECTION RESISTANCE: 3.0 Ohm MAX.
INSULATION RESISTANCE: 10M Ohm MIN.
 - ROHS COMPLIANCE
 - PACKAGE SPECIFICATION REFER TO GS-14-1274.
 - A SYMBOL WILL BE NEXT TO ANY DIMENSION, VIEW OR NOTE WHICH HAS BEEN MODIFIED WITH THE CURRENT DRAWING REVISION

7	1	EA	HD miniSAS CONNECTOR KIT
6	A/R	MM	30AWG DISCRETE SINGLE WIRE FOR SIDEBAND SIGNAL
5	A/R	MM	30AWG PARALLEL PAIR 100 ohms DIFFERENTIAL CABLE, AL-PET+2*30AWG DRAIN WIRE zygomorphic FOR SHIELDING
4	1	EA	CABLE LABEL, BRIGHT WHITE
3	A/R	MM	PLASTIC BRAID, BLACK COLOR
2	A/R	MM	AC fabric tape, BLACK COLOR
1	1	EA	miniSAS STRAIGHT CONNECTOR KIT (with dustcover)
ITEM	Q'TY	UNIT	DESCRIPTION

www.fciconnect.com		surface <input checked="" type="checkbox"/>	tolerance std -	projection <input checked="" type="checkbox"/>	MM
		TOLERANCES UNLESS OTHERWISE SPECIFIED			
Dr	Andy Wu	2013-01-15	ANGULAR	size A3	Scale NTS
Eng	Andy Wu	2013-01-15	LINEAR	0.X ±-	
Chr	Roger Cheng	2013-01-15	0° ±-	0.XX ±-	
Appr	Jackson Wang	2013-01-15	Product family		ECN -
				Spec ref	-
		title Internal miniSASHD to internal miniSAS ST cable assembly		dwg no 10124108	Rev. A
catalog no -		CUSTOMER		sheet 1 of 2	

rev	ecn no	dr	date
A		Andy	01/15/2013



Copyright FCI.


WIRE DIAGRAM:

TABLE 1:

P1 CONTROLLER			P2 CONTROLLER	
PIN	SYMBOL		SYMBOL	PIN
B18	GND	-----	GND	A9
B17	Tx3-	○→	Rx3-	A8
B16	Tx3+	○→	Rx3+	A7
B15	GND	-----	GND	B9
B14	Tx2-	○→	Rx2-	B8
B13	Tx2+	○→	Rx2+	B7
B12	GND	-----	GND	B6
B11	SB 6	←→	SB 1	B2
B10	SB 2	←→	SB 4	D1
B9	SB 1	←→	SB 6	D2
B8	SB 0	←→	SB 7	A1
B7	GND	-----	GND	A6
B6	Tx1-	○→	Rx1-	A5
B5	Tx1+	○→	Rx1+	A4
B4	GND	-----	GND	A3
B3	Tx0-	○→	Rx0-	B5
B2	Tx0+	○→	Rx0+	B4
B1	GND	-----	GND	B3
A18	GND	-----	GND	C9
A17	Rx3-	←○	Tx3-	C8
A16	Rx3+	←○	Tx3+	C7
A15	GND	-----	GND	D9
A14	Rx2-	←○	Tx2-	D8
A13	Rx2+	←○	Tx2+	D7
A12	GND	-----	GND	D6
A11	SB 5	←→	SB 2	C2
A10	SB 4	←→	SB 3	B1
A9	SB 3	←→	SB 4	C1
A8	SB 7	←→	SB 0	A2
A7	GND	-----	GND	C6
A6	Rx1-	←○	Tx1-	C5
A5	Rx1+	←○	Tx1+	C4
A4	GND	-----	GND	C3
A3	Rx0-	←○	Tx0-	D5
A2	Rx0+	←○	Tx0+	D4
A1	GND	-----	GND	D3

FCI P/N	WIRE GAUGE	LENGTH("L")	TOLERANCE
10124108-2030LF	30AWG	300 mm	±15mm
10124108-2040LF	30AWG	400 mm	±15mm
10124108-2050LF	30AWG	500 mm	±15mm
10124108-2060LF	30AWG	600 mm	±15mm
10124108-2070LF	30AWG	700 mm	±15mm
10124108-2080LF	30AWG	800 mm	±15mm
10124108-2090LF	30AWG	900 mm	±15mm
10124108-2100LF	30AWG	1000 mm	±20mm

CABLE LABEL SPEC.:



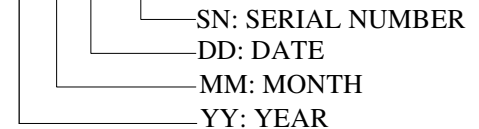
Please contact www.zwcad.com.cn for detailed information

WHITE

CLEAR

LABEL NOTES:

- A. FCI PN and Revision: see table 1
- B. 12/04/25-0001



C. SN: START FROM 0001... WHICH COULD NOT BE REPEAT.

www.fciconnect.com			surface - ✓	tolerance std -	projection	MM
			TOLERANCES UNLESS OTHERWISE SPECIFIED			
Dr	Andy Wu	2013-01-15	ANGULAR	0.X ±-	size A3	Scale NTS
Eng	Andy Wu	2013-01-15	LINEAR	0.XX ±-		
Chr	Roger Cheng	2013-01-15	0° ±-	0.XXX ±-	ECN -	
Appr	Jackson Wang	2013-01-15	Product family		Spec ref -	
			title Internal miniSASHD to internal miniSAS ST cable assembly		dwg no 10124108	Rev. A
			catalog no -	CUSTOMER	sheet 2 of 2	

rev	ecn no	dr	date



Copyright FCI.