

NOTES:

1. MATERIALS AND FINISHES:

BODY - BRASS - TIN PLATED  
 CONTACT - BeCu - BRIGHT TIN PLATED  
 FERRULE - BRASS - TIN PLATED  
 INSULATOR - POLYPROPYLENE

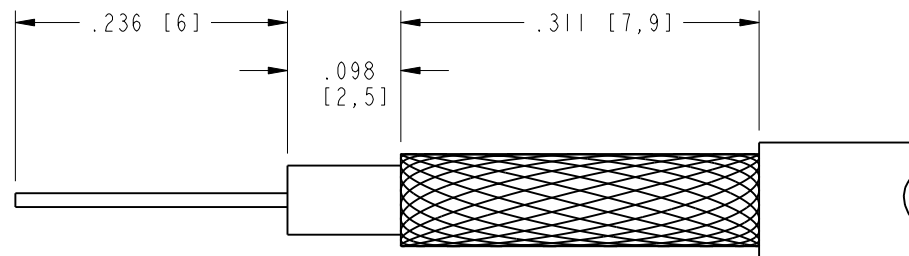
2. ELECTRICAL:

A. IMPEDANCE = 75 OHMS, NOMINAL  
 B. VSWR [RETURN LOSS] (DC-1.0 GHz) = 1.25 : 1 MAX. [19.1 dB]  
 (1.0-1.5 GHz) = 2.0 : 1 MAX. [9.5 dB]  
 C. INSERTION LOSS (DC-1.0 GHz) = 0.10 dB MAX.  
 (1.0-1.5 GHz) = 0.55 dB MAX.  
 D. DIELECTRIC WITHSTANDING VOLTAGE = 1500 VRMS  
 E. INSULATION RESISTANCE = 500 MEGOHMS MIN.

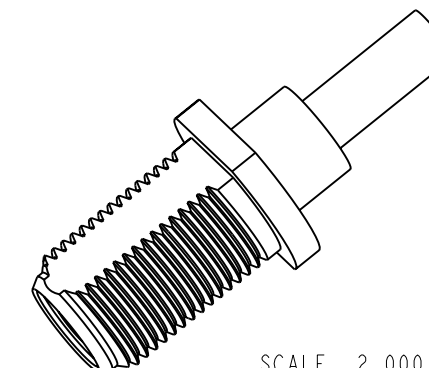
3. PHYSICAL:

A. OPERATING TEMPERATURE = -40°F TO +140°F (-40°C TO +60°C)  
 B. CENTER CONTACT TO ACCEPT Ø.022 TO Ø.042 PIN [Ø0.56 TO Ø1.07]  
 C. INTERFACE IS COMPATIBLE WITH SCTE IPS-SP-401 "F" PLUGS

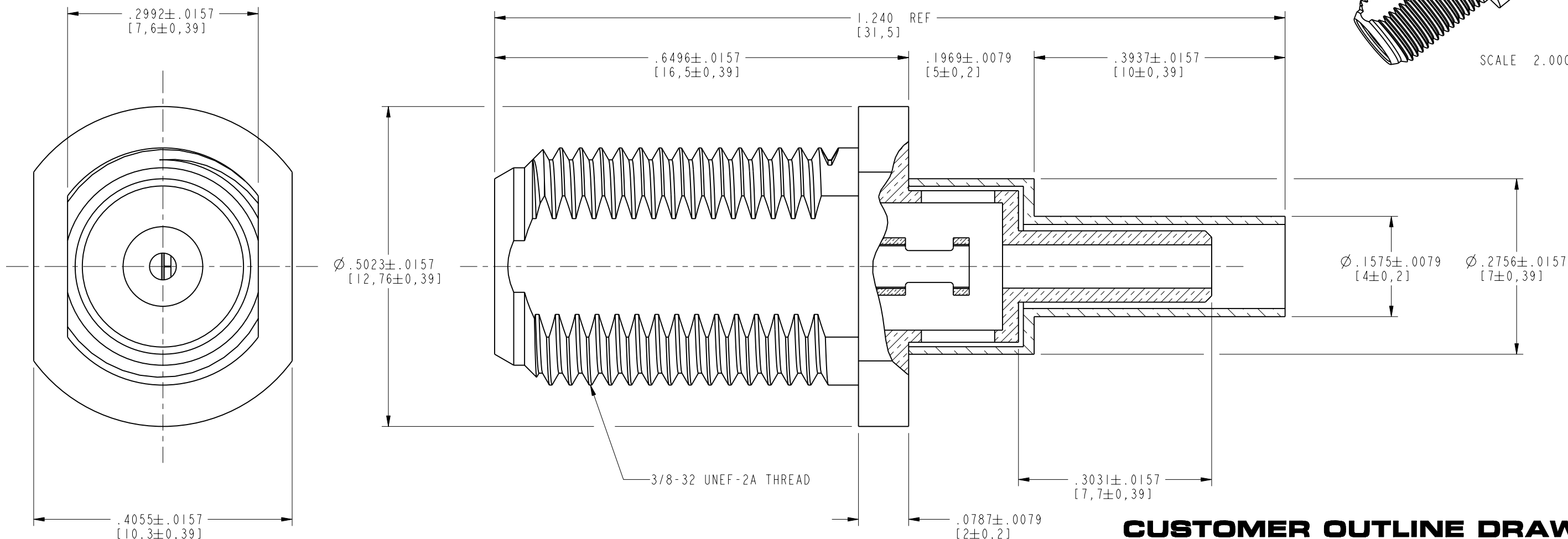
531-40078		REVISIONS			
DRAWING NO.	REV	DESCRIPTION	DATE	ECO	APPR
THIRD ANGLE PROJ.	A	RELEASE TO MFG	5/9/01	43761	BCG
	B	SEE SHEET 1	6/20/05	45590	CPM



SCALE 6.000  
 RECOMMENDED CABLE  
 STRIPPING DIMENSIONS



SCALE 2.000



**CUSTOMER OUTLINE DRAWING**  
 ALL OTHER SHEETS ARE FOR INTERNAL USE ONLY

UNLESS OTHERWISE SPECIFIED, DIMENSIONS ARE IN INCHES AND TOLERANCES ARE:  
 2 PLACE DECIMAL ±.015 (0,381 mm)  
 3 PLACE DECIMAL ±.005 (0,127 mm)  
 ANGLES ± 1°

NOTICE - These drawings, specifications, or other data (1) are, and remain the property of Amphenol Corp. (2) must be returned upon request; and (3) are confidential and not to be disclosed to any person other than those to whom they are given by Amphenol Corp. The furnishing of these drawings, specifications, or other data by Amphenol Corp., or to any other person to anyone for any purpose is not to be regarded by implication or otherwise in any manner licensing, granting rights or permitting such holder or any other person to manufacture, use or sell any product, process or design, patented or otherwise, that may in any way be related to or disclosed by said drawings, specifications, or other data.

MATERIAL	DRAWN	DATE	TITLE
	C. McGRATH	5/9/01	'F' RECEPTACLE, CRIMP TYPE, STRAIGHT FOR RG-179
	ENGINEER	DATE	
	B. GLEISSNER	5/9/01	
REFERENCE	APPROVED	DATE	
EAR 967494-0	O. BARTHELMES	5/9/01	
GEN# ASSYF10_F	CAD FILE		
	I:\CATV\F&G\531-40078		

CODE ID	DWG SIZE	DRAWING NO.	REV
74868	B	531-40078	B

SCALE: 6.0:1		SHEET 2 OF 2	
--------------	--	--------------	--

**Amphenol RF**  
 Danbury, CT, USA  
 Tainan, Taiwan  
 Shenzhen, China  
[www.amphenolrf.com](http://www.amphenolrf.com)