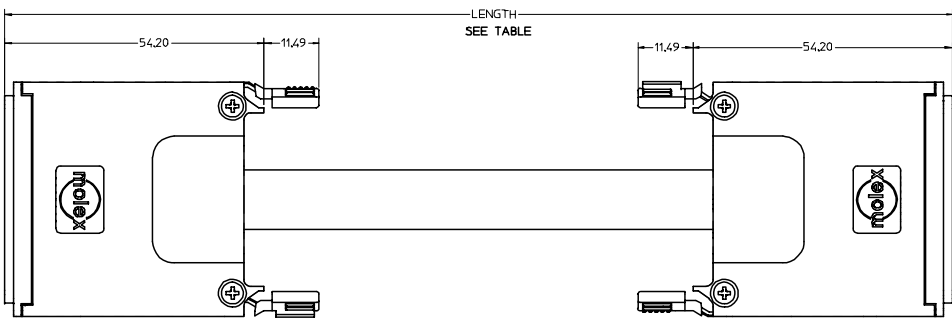

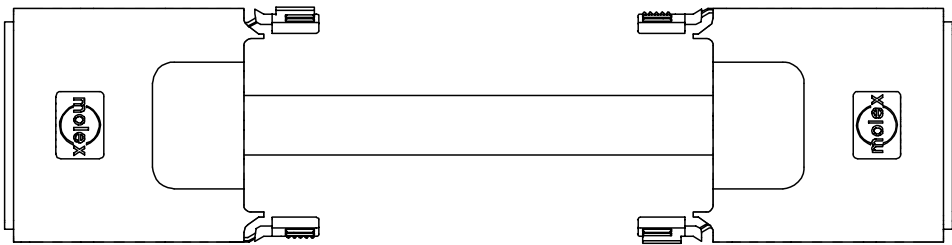
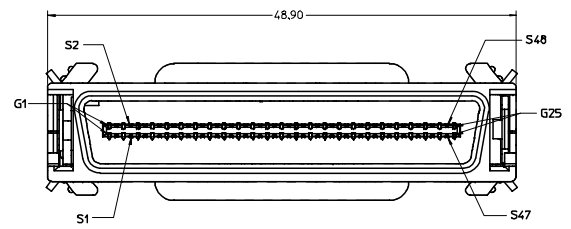


20 19 18 17 16 15 14 13 12 11 74509 9 8 7 6 5 4 3 2 1



- NOTES:
 1. MATERIAL
 HOUSING - ZINC DIE CAST
 CONTACTS - Au FLASH OVER Ni PLATING
 CABLE - SEE MOLEX SD-71153-****
 2. CHARACTERISTIC IMPEDANCE 100 OHMS DIFFERENTIALLY
 3. JACKSCREW VERSION AVAILABLE



SCALE 4:1

LENGTH
SEE TABLE

EC NO: USY2005-0039 DRWN: JRESENDE/05/07/20 CHKD: JRESENDE/05/07/28 APPR: DDOYE 2005/10/13 DESCRIPTION REV D	QUALITY SYMBOLS	GENERAL TOLERANCES (UNLESS SPECIFIED)	SCALE 2:1	DESIGN UNITS METRIC	THIRD ANGLE PROJECTION	REVISE ON CAD ONLY																								
	▼ 0 ∇ 0	<table border="1"> <thead> <tr> <th></th> <th>mm</th> <th>INCH</th> </tr> </thead> <tbody> <tr> <td>4 PLACES</td> <td>± .005</td> <td>± .0004</td> </tr> <tr> <td>3 PLACES</td> <td>± .008</td> <td>± .0005</td> </tr> <tr> <td>2 PLACES</td> <td>± .012</td> <td>± .0007</td> </tr> <tr> <td>1 PLACE</td> <td>± .015</td> <td>± .0009</td> </tr> </tbody> </table>		mm	INCH	4 PLACES	± .005	± .0004	3 PLACES	± .008	± .0005	2 PLACES	± .012	± .0007	1 PLACE	± .015	± .0009	<table border="1"> <thead> <tr> <th colspan="2">DIMENSION STYLE</th> </tr> <tr> <th>MM ONLY</th> <th>DATE</th> </tr> </thead> <tbody> <tr> <td>DRAWN BY</td> <td>JRESENDE 03/09/16</td> </tr> <tr> <td>CHECKED BY</td> <td>JRESENDE 03/09/16</td> </tr> <tr> <td>APPROVED BY</td> <td>DDOYE 03/09/16</td> </tr> </tbody> </table>	DIMENSION STYLE		MM ONLY	DATE	DRAWN BY	JRESENDE 03/09/16	CHECKED BY	JRESENDE 03/09/16	APPROVED BY	DDOYE 03/09/16	TITLE	12X INFINIBAND CABLE ASSEMBLY
			mm	INCH																										
		4 PLACES	± .005	± .0004																										
3 PLACES	± .008	± .0005																												
2 PLACES	± .012	± .0007																												
1 PLACE	± .015	± .0009																												
DIMENSION STYLE																														
MM ONLY	DATE																													
DRAWN BY	JRESENDE 03/09/16																													
CHECKED BY	JRESENDE 03/09/16																													
APPROVED BY	DDOYE 03/09/16																													
DRAFT WHERE APPLICABLE MUST REMAIN WITHIN DIMENSIONS		THIS DRAWING CONTAINS INFORMATION THAT IS PROPRIETARY TO MOLEX INCORPORATED AND SHOULD NOT BE USED WITHOUT WRITTEN PERMISSION		MOLEX INCORPORATED SEE TABLE	DOCUMENT NO. SD-74509-001 SHEET NO. 1 OF 2																									

19 18 17 16 15 14 13 12 11 10 9 8 7 6 5 4 3 2 1

WIRING DIAGRAM			
PLUG 1		PLUG 2	
PIN NUMBER	SIGNAL	PIN NUMBER	SIGNAL
G1-G25	SIGNAL GROUND	G1-G25	SIGNAL GROUND
S1	Tx0+	S48	Rx0+
S2	Tx0-	S47	Rx0-
S3	Tx1+	S46	Rx1+
S4	Tx1-	S45	Rx1-
S5	Tx2+	S44	Rx2+
S6	Tx2-	S43	Rx2-
S7	Tx3+	S42	Rx3+
S8	Tx3-	S41	Rx3-
S9	Tx4+	S40	Rx4+
S10	Tx4-	S39	Rx4-
S11	Tx5+	S38	Rx5+
S12	Tx5-	S37	Rx5-
S13	Tx6+	S36	Rx6+
S14	Tx6-	S35	Rx6-
S15	Tx7+	S34	Rx7+
S16	Tx7-	S33	Rx7-
S17	Tx8+	S32	Rx8+
S18	Tx8-	S31	Rx8-
S19	Tx9+	S30	Rx9+
S20	Tx9-	S29	Rx9-
S21	Tx10+	S28	Rx10+
S22	Tx10-	S27	Rx10-
S23	Tx11+	S26	Rx11+
S24	Tx11-	S25	Rx11-
S25	Rx11-	S24	Tx11-
S26	Rx11+	S23	Tx11+
S27	Rx10-	S22	Tx10-
S28	Rx10+	S21	Tx10+
S29	Rx9-	S20	Tx9-
S30	Rx9+	S19	Tx9+
S31	Rx8-	S18	Tx8-
S32	Rx8+	S17	Tx8+
S33	Rx7-	S16	Tx7-
S34	Rx7+	S15	Tx7+
S35	Rx6-	S14	Tx6-
S36	Rx6+	S13	Tx6+
S37	Rx5-	S12	Tx5-
S38	Rx5+	S11	Tx5+
S39	Rx4-	S10	Tx4-
S40	Rx4+	S9	Tx4+
S41	Rx3-	S8	Tx3-
S42	Rx3+	S7	Tx3+
S43	Rx2-	S6	Tx2-
S44	Rx2+	S5	Tx2+
S45	Rx1-	S4	Tx1-
S46	Rx1+	S3	Tx1+
S47	Rx0-	S2	Tx0-
S48	Rx0+	S1	Tx0+

MATERIAL NUMBER	DESCRIPTION	LENGTH(± 0.06M)
74509-0001	12X CABLE ASSEMBLIES (28 AWG)	0.50M± 0.03M
74509-0002	12X CABLE ASSEMBLIES (28 AWG)	1.00M± 0.03M
74509-0003	12X CABLE ASSEMBLIES (28 AWG)	3.00M
74509-0004	12X CABLE ASSEMBLIES (26 AWG)	5.00M
74509-0005	12X CABLE ASSEMBLIES (24 AWG)	7.00M
74509-0006	12X CABLE ASSEMBLIES (28 AWG)	2.00M
74509-1101	12X EQUALIZED CABLE ASSEMBLIES/28 AWG	6.00M
74509-1102	12X EQUALIZED CABLE ASSEMBLIES/26 AWG	8.00M
74509-1103	12X EQUALIZED CABLE ASSEMBLIES/24 AWG	10.00M
74509-1106	12X EQUALIZED CABLE ASSEMBLIES/28 AWG	2.00M
74509-1107	12X EQUALIZED CABLE ASSEMBLIES/28 AWG	3.00M

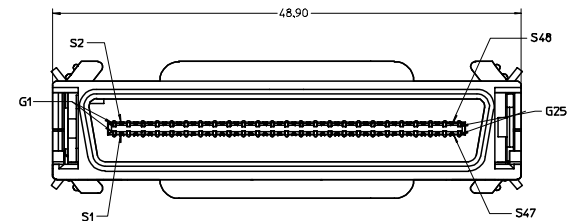
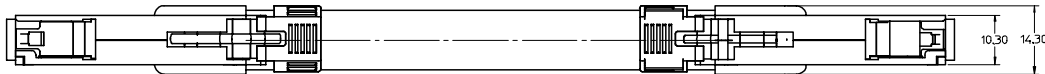
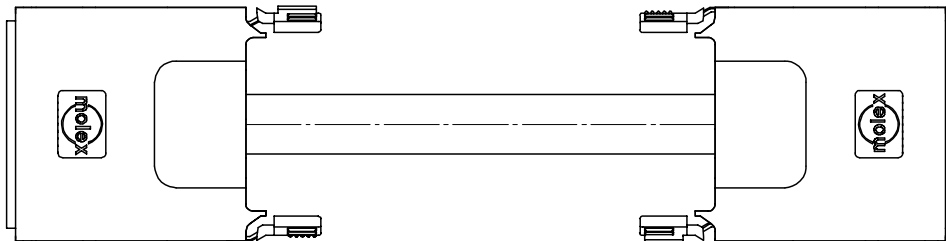
EC NO: USY2005-0039 DRWN: JRESENDE/05/07/20 CHKD: JRESENDE/05/07/28 APPR: DDOYE 2005/10/13 REV: D DESCRIPTION	QUALITY SYMBOLS	GENERAL TOLERANCES (UNLESS SPECIFIED)	SCALE 1:1	DESIGN UNITS METRIC	THIRD ANGLE PROJECTION	REVISE ON CAD ONLY
	0.0 0.0	4 PLACES	mm INCH	DIMENSION STYLE MM ONLY		TITLE 12X INFINIBAND CABLE ASSEMBLY MOLEX INCORPORATED
		3 PLACES	± --- ± ---	DRAWN BY JRESENDE	DATE 03/09/16	
		2 PLACES	± --- ± ---	CHECKED BY JRESENDE	DATE 03/09/16	
	1 PLACE	± --- ± ---	APPROVED BY DDOYE	DATE 03/09/16	MATERIAL NO. SEE TABLE	DOCUMENT NO. SD-74509-001
		ANGULAR ±1/2°	SHEET NO. 2 OF 2			
		DRAFT WHERE APPLICABLE MUST REMAIN WITHIN DIMENSIONS	THIS DRAWING CONTAINS INFORMATION THAT IS PROPRIETARY TO MOLEX INCORPORATED AND SHOULD NOT BE USED WITHOUT WRITTEN PERMISSION			

20 19 18 17 16 15 14 13 12 11 74509 9 8 7 6 5 4 3 2 1

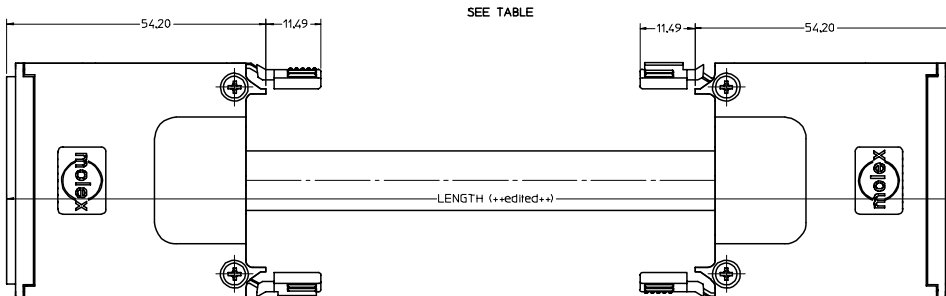
L
K
J
I
H
G
F
E
D
C
B
A

L
K
J
I
H
G
F
E
D
C
B
A

- NOTES:
 1. MATERIAL
 HOUSING - ZINC DIE CAST
 CONTACTS - Au FLASH OVER Ni PLATING
 CABLE - SEE MOLEX SD-71153-****
 2. CHARACTERISTIC IMPEDANCE 100 OHMS DIFFERENTIALLY
 3. JACKSCREW VERSION AVAILABLE



SCALE 4:1



EC NO: USY2006-0196 DRW: KPHILLIPS 2006/01/03 CHK: DDOYE 2006/01/17 APPR: DDOYE 2006/01/17	QUALITY SYMBOLS	GENERAL TOLERANCES (UNLESS SPECIFIED)		SCALE 2:1	DESIGN UNITS METRIC	THIRD ANGLE PROJECTION	REVISE ON CAD ONLY	
	▼ 0 ∇ 0	4 PLACES	mm	INCH	DIMENSION STYLE MM ONLY		MOLEX INCORPORATED SEE TABLE	DOCUMENT NO. SD-74509-001 SHEET NO. 1 OF 2
		3 PLACES	±	±	DRAWN BY JRESENDE	DATE 03/09/16		
		2 PLACES	±	±	CHECKED BY JRESENDE	DATE 03/09/16		
1 PLACE	±	±	APPROVED BY DDOYE	DATE 03/09/16				
		ANGULAR ±1/2°		DRAFT WHERE APPLICABLE MUST REMAIN WITHIN DIMENSIONS		THIS DRAWING CONTAINS INFORMATION THAT IS PROPRIETARY TO MOLEX INCORPORATED AND SHOULD NOT BE USED WITHOUT WRITTEN PERMISSION		

19 18 17 16 15 14 13 12 11 10 9 8 7 6 5 4 3 2 1

WIRING DIAGRAM			
PLUG 1		PLUG 2	
PIN NUMBER	SIGNAL	PIN NUMBER	SIGNAL
G1-G25	SIGNAL GROUND	G1-G25	SIGNAL GROUND
S1	Tx0+	S48	Rx0+
S2	Tx0-	S47	Rx0-
S3	Tx1+	S46	Rx1+
S4	Tx1-	S45	Rx1-
S5	Tx2+	S44	Rx2+
S6	Tx2-	S43	Rx2-
S7	Tx3+	S42	Rx3+
S8	Tx3-	S41	Rx3-
S9	Tx4+	S40	Rx4+
S10	Tx4-	S39	Rx4-
S11	Tx5+	S38	Rx5+
S12	Tx5-	S37	Rx5-
S13	Tx6+	S36	Rx6+
S14	Tx6-	S35	Rx6-
S15	Tx7+	S34	Rx7+
S16	Tx7-	S33	Rx7-
S17	Tx8+	S32	Rx8+
S18	Tx8-	S31	Rx8-
S19	Tx9+	S30	Rx9+
S20	Tx9-	S29	Rx9-
S21	Tx10+	S28	Rx10+
S22	Tx10-	S27	Rx10-
S23	Tx11+	S26	Rx11+
S24	Tx11-	S25	Rx11-
S25	Rx11-	S24	Tx11-
S26	Rx11+	S23	Tx11+
S27	Rx10-	S22	Tx10-
S28	Rx10+	S21	Tx10+
S29	Rx9-	S20	Tx9-
S30	Rx9+	S19	Tx9+
S31	Rx8-	S18	Tx8-
S32	Rx8+	S17	Tx8+
S33	Rx7-	S16	Tx7-
S34	Rx7+	S15	Tx7+
S35	Rx6-	S14	Tx6-
S36	Rx6+	S13	Tx6+
S37	Rx5-	S12	Tx5-
S38	Rx5+	S11	Tx5+
S39	Rx4-	S10	Tx4-
S40	Rx4+	S9	Tx4+
S41	Rx3-	S8	Tx3-
S42	Rx3+	S7	Tx3+
S43	Rx2-	S6	Tx2-
S44	Rx2+	S5	Tx2+
S45	Rx1-	S4	Tx1-
S46	Rx1+	S3	Tx1+
S47	Rx0-	S2	Tx0-
S48	Rx0+	S1	Tx0+

MATERIAL NUMBER	DESCRIPTION	LENGTH(± 0.06M)
74509-0001	12X CABLE ASSEMBLIES (28 AWG)	0.50M± 0.03M
74509-0002	12X CABLE ASSEMBLIES (28 AWG)	1.00M± 0.03M
74509-0003	12X CABLE ASSEMBLIES (28 AWG)	3.00M
74509-0004	12X CABLE ASSEMBLIES (26 AWG)	5.00M
74509-0005	12X CABLE ASSEMBLIES (24 AWG)	7.00M
74509-0006	12X CABLE ASSEMBLIES (28 AWG)	2.00M
74509-1101	12X EQUALIZED CABLE ASSEMBLIES/28 AWG	6.00M
74509-1102	12X EQUALIZED CABLE ASSEMBLIES/26 AWG	8.00M
74509-1103	12X EQUALIZED CABLE ASSEMBLIES/24 AWG	10.00M
74509-1106	12X EQUALIZED CABLE ASSEMBLIES/28 AWG	2.00M
74509-1107	12X EQUALIZED CABLE ASSEMBLIES/28 AWG	3.00M

EC NO: USY2006-0196 DRW:KPHILLIPS 2006/01/03 CHK:D.DOOYE 2006/01/17 APPR:DDOYE 2006/01/17 REV:	QUALITY SYMBOLS	GENERAL TOLERANCES (UNLESS SPECIFIED)	SCALE 1:1	DESIGN UNITS METRIC	THIRD ANGLE PROJECTION	REVISE ON CAD ONLY
	▽ 0 ∇ 0	DIMENSION STYLE MM ONLY 4 PLACES ± --- ± --- 3 PLACES ± --- ± --- 2 PLACES ± --- ± --- 1 PLACE ± --- ± --- ANGULAR ±1/2°	DIMENSION STYLE INCH 4 PLACES ± --- ± --- 3 PLACES ± --- ± --- 2 PLACES ± --- ± --- 1 PLACE ± --- ± ---	DRAWN BY JRESENDE DATE 03/09/16 CHECKED BY JRESENDE DATE 03/09/16 APPROVED BY DDOYE DATE 03/09/16	TITLE 12X INFINIBAND CABLE ASSEMBLY MOLEX INCORPORATED	MATERIAL NO. SEE TABLE DOCUMENT NO. SD-74509-001 SHEET NO. 2 OF 2
	DRAFT WHERE APPLICABLE MUST REMAIN WITHIN DIMENSIONS		THIS DRAWING CONTAINS INFORMATION THAT IS PROPRIETARY TO MOLEX INCORPORATED AND SHOULD NOT BE USED WITHOUT WRITTEN PERMISSION			