

Midget Fuse, 10.3 x 38 mm, 1000 VDC, Photovoltaic, gPV

new



Standard

PCB version

1000VDC · gPV



Description

- Meets the new UL and IEC photovoltaic standards
- UL Recognized for 1000 VDC
- High breaking capacity of 20 kA @ 1000 VDC
- Low min. interrupting rating of 1.35 x In
- Meets the requirements of IEC 61730-2 for PV module safety

Standards

- IEC 60269-6
- UL 2579

Approvals

- VDE Certificate Number: 40033592
- UL File Number: E345791

Applications

- All photovoltaic applications
- Inverters
- Battery charge controllers
- In-line protection
- String fuses


References

Corresponding Fuseholder [FSO](#); [CSO](#); [231660](#)
Corresponding Cover [ESO 10.3x38](#)

Weblinks

[pdf datasheet](#), [html-datasheet](#), [General Product Information](#), [Packaging details](#), [Approvals](#), [CE declaration of conformity](#), [RoHS](#), [CHINA-RoHS](#), [REACH](#), [Distributor-Stock-Check](#), [Accessories](#), [Detailed request for product](#)

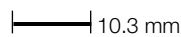
Technical Data

Rated Voltage	1000VDC
Rated current	1 - 30A
Breaking Capacity	20kA
Characteristic	gPV
Mounting	Insert, PCB/THT
Admissible Ambient Air Temp.	-50 °C to 125 °C
Unit Weight	8.3 g
Storage Conditions	0 °C to 60 °C, max. 70% r.h.
Product Marking	 Type, Rated current, Rated Voltage, Breaking Capacity, Characteristic, Approvals

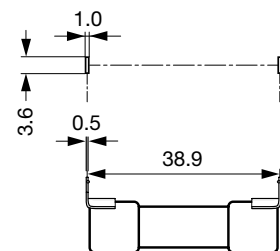
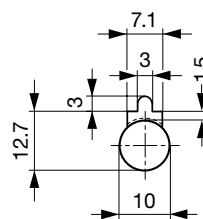
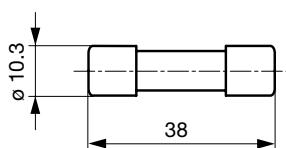
Detailed information on product approvals, code requirements, usage instructions and detailed test conditions can be looked up in [General Product Information](#)

Dimension

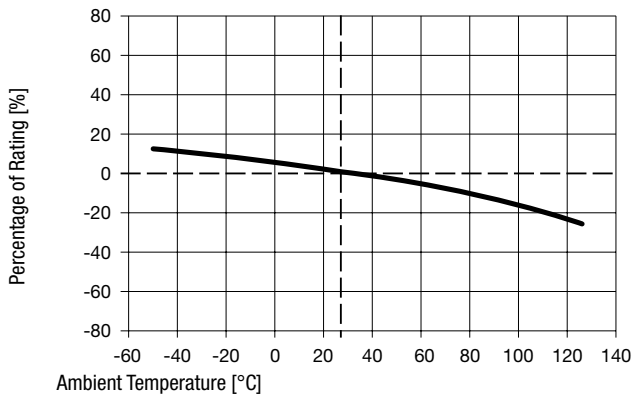
Standard



Panel cut-out for front mounting



Derating Curves

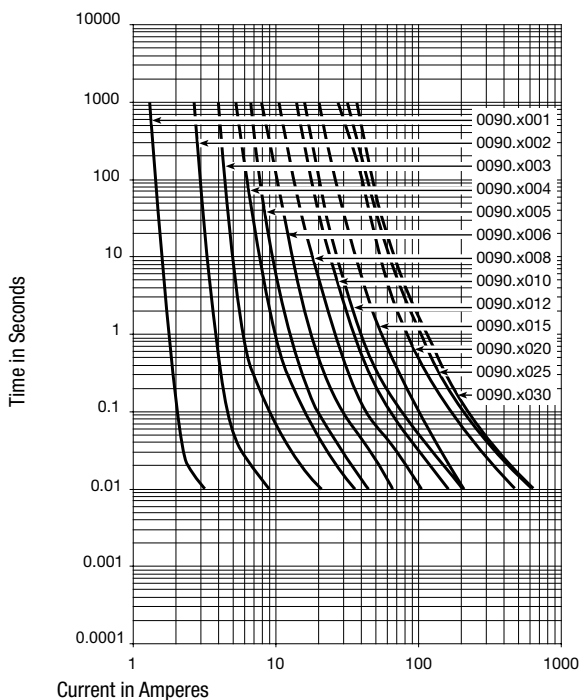


Pre-Arcing Time

Rated Current I_n $1.0 \times I_n$ min. $1.13 \times I_n$ min. $1.35 \times I_n$ max. $1.45 \times I_n$ max. $2.0 \times I_n$ max.



1 A - 30 A	60 min	60 min	60 min	60 min	4 min
------------	--------	--------	--------	--------	-------

Time-Current-Curves



All Variants

Rated Current [A]	Mounting	Rated Voltage [VDC]	Breaking Capacity	Power Dissipation $1.0 I_n$ typ. [mW]	Melting I^2t 20 kA typ. [A ² s]			Order Number
1	Standard	1000	1)	602	0.554	●	●	0090.0001
2	Standard	1000	1)	1586	4.755	●	●	0090.0002
3	Standard	1000	1)	1504	7.882	●	●	0090.0003
4	Standard	1000	1)	1491	23.03	●	●	0090.0004
5	Standard	1000	1)	1465	42.6	●	●	0090.0005
6	Standard	1000	1)	1348	80.25	●	●	0090.0006
8	Standard	1000	1)	1610	199	●	●	0090.0008

Rated Current [A]	Mounting	Rated Voltage [VDC]	Breaking Capacity	Power Dissipation 1.0 I _n typ. [mW]	Melting I ² t 20 kA typ. [A ² s]			Order Number
10	Standard	1000	1)	1760	401	●	●	0090.0010
12	Standard	1000	1)	1965	642	●	●	0090.0012
15	Standard	1000	1)	1914	505	●	●	0090.0015
20	Standard	1000	1)	2810	1313	●	●	0090.0020
25	Standard	1000	1)	2981	2371	●	●	0090.0025
30	Standard	1000	1)	3923	2679	●	●	0090.0030
1	PCB	1000	1)	602	0.554	●	●	0090.1001
2	PCB	1000	1)	1586	4.755	●	●	0090.1002
3	PCB	1000	1)	1504	7.882	●	●	0090.1003
4	PCB	1000	1)	1491	23.03	●	●	0090.1004
5	PCB	1000	1)	1465	42.6	●	●	0090.1005
6	PCB	1000	1)	1348	80.25	●	●	0090.1006
8	PCB	1000	1)	1610	199	●	●	0090.1008
10	PCB	1000	1)	1760	401	●	●	0090.1010
12	PCB	1000	1)	1965	642	●	●	0090.1012
15	PCB	1000	1)	2282	505	●	●	0090.1015
20	PCB	1000	1)	2810	1313	●	●	0090.1020
25	PCB	1000	1)	2981	2371	●	●	0090.1025
30	PCB	1000	1)	3923	2679	●	●	0090.1030

Most Popular.

Availability for all products can be searched real-time: <http://www.schurter.com/en/Stock-Check/Stock-Check-SCHURTER>

1) 20 kA @ 1000 VDC, L/R < 2ms

Packaging Unit	Standard version	Bulk (10 pcs.)
	PCB version	Bulk (100 pcs.)

Zubehör

Description



ESO 10.3x38
Fuse Inserter/Extractor with Cover Function for 10.3x38 mm Fuses in Clips, Patent Pending