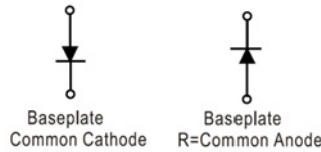


# Low $V_F$ Silicon Power Schottky Diode

 $V_{RRM} = 40 \text{ V}$ 
 $I_{F(AV)} = 200 \text{ A}$ 
**Features**

- High Surge Capability
- Type 40 V  $V_{RRM}$
- Not ESD Sensitive

**D-67 Package**

**Maximum ratings, at  $T_j = 25 \text{ }^\circ\text{C}$ , unless otherwise specified ("R" devices have leads reversed)**

Parameter	Symbol	Conditions	MBRH20040(R)L	Unit
Maximum recurrent peak reverse voltage	$V_{RRM}$		40	V
Maximum RMS voltage	$V_{RMS}$		28	V
Maximum DC blocking voltage	$V_{DC}$		40	V
Operating temperature	$T_j$		-55 to 150	$^\circ\text{C}$
Storage temperature	$T_{stg}$		-55 to 150	$^\circ\text{C}$

**Electrical characteristics, at  $T_j = 25 \text{ }^\circ\text{C}$ , unless otherwise specified**

Parameter	Symbol	Conditions	MBRH20040(R)L	Unit
Average forward current	$I_{F(AV)}$	$T_C = 100 \text{ }^\circ\text{C}$	200	A
Peak forward surge current	$I_{FSM}$	$t_p = 8.3 \text{ ms}$ , half sine	3000	A
Maximum instantaneous forward voltage	$V_F$	$I_{FM} = 200 \text{ A}$ , $T_j = 25 \text{ }^\circ\text{C}$	0.60	V
Maximum instantaneous reverse current at rated DC blocking voltage	$I_R$	$T_j = 25 \text{ }^\circ\text{C}$	5	mA
		$T_j = 100 \text{ }^\circ\text{C}$	250	

**Thermal characteristics**

Maximum thermal resistance, junction - case	$R_{\theta JC}$		0.35	$^\circ\text{C/W}$
---	-----------------	--	------	--------------------

Figure .1-Typical Forward Characteristics

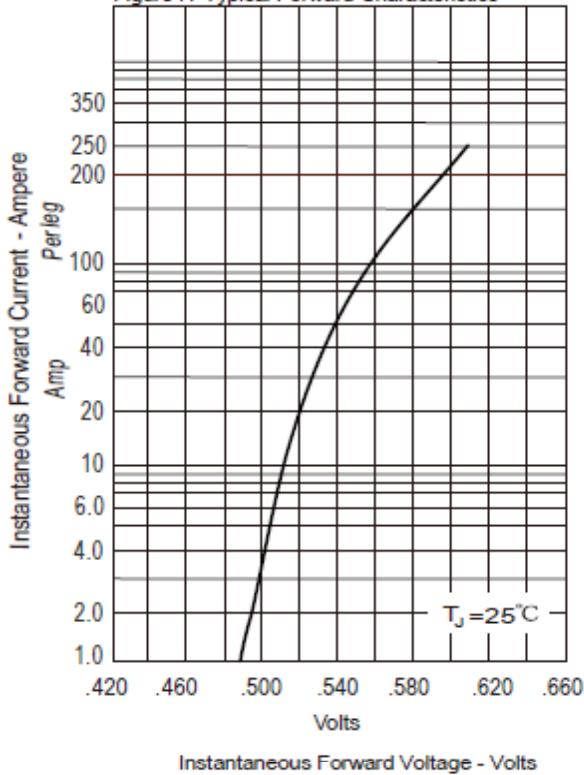


Figure .2- Forward Derating Curve

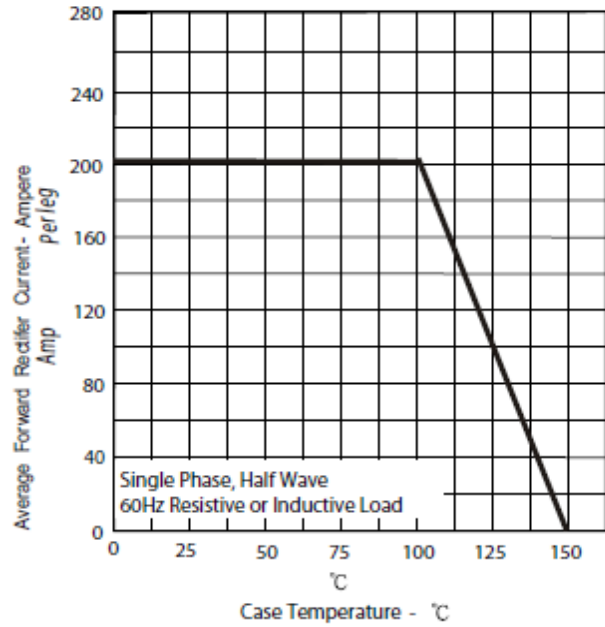


Figure.3-Peak Forward Surge Current

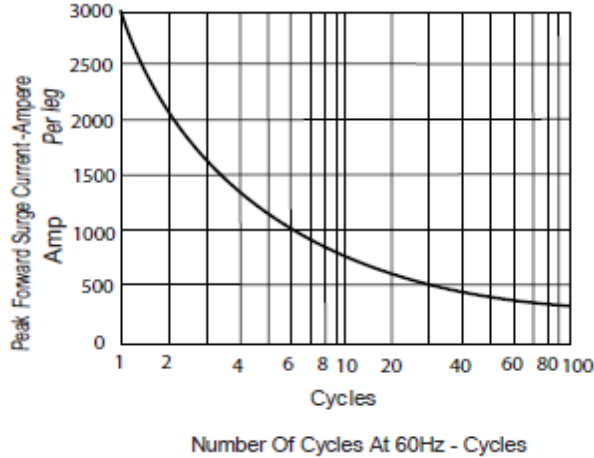
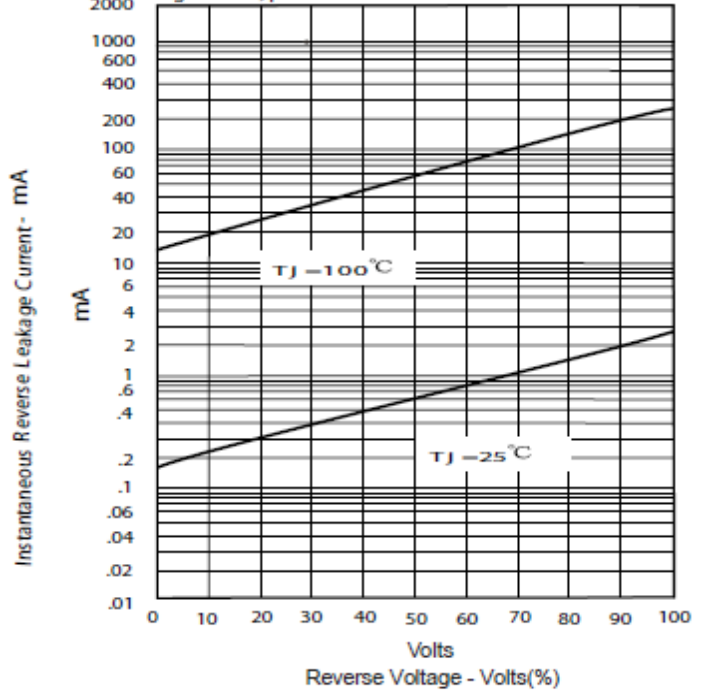
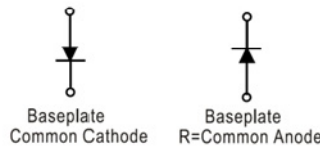
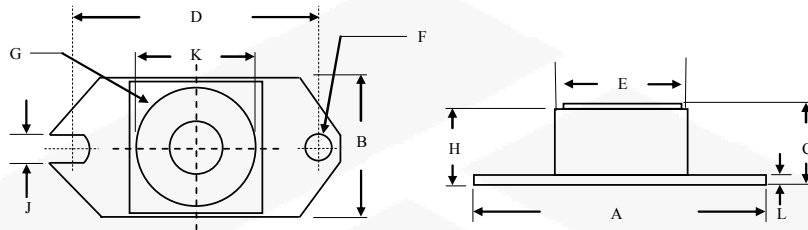


Figure .4- Typical Reverse Characteristics



### Package dimensions and terminal configuration

Product is marked with part number and terminal configuration.



	Inches		Millimeters	
	Min	Max	Min	Max
A	1.515	1.560	38.48	39.62
B	0.725	0.775	18.42	19.69
C	0.595	0.625	15.11	15.88
D	1.182	1.192	30.02	30.28
E	0.736	0.744	18.70	18.90
F	0.152	0.160	3.86	4.061
G	1/4-20 UNC			
H	0.540	0.580	13.72	14.73
J	0.156	0.160	3.96	4.06
K	0.480	0.492	12.20	12.50
L	0.120	0.130	3.05	3.30