

Feed-through terminal block - UK 10 N BK - 3022328

Please be informed that the data shown in this PDF Document is generated from our Online Catalog. Please find the complete data in the user's documentation. Our General Terms of Use for Downloads are valid (<http://phoenixcontact.com/download>)



Feed-through terminal block, nom. voltage: 800 V, nominal current: 57 A, connection method: Screw connection, number of connections: 2, number of positions: 1, cross section: 0.5 mm² - 16 mm², AWG: 20 - 6, width: 10.2 mm, color: black, mounting type: NS 35/7,5, NS 35/15



Key Commercial Data

| | |
|--------------|---------------|
| Packing unit | 50 STK |
| GTIN | |
| GTIN | 4017918433406 |

Technical data

General

| | |
|---|--|
| Number of positions | 1 |
| Number of levels | 1 |
| Number of connections | 2 |
| Nominal cross section | 10 mm ² |
| Color | black |
| Insulating material | PA |
| Flammability rating according to UL 94 | V0 |
| Rated surge voltage | 8 kV |
| Degree of pollution | 3 |
| Overvoltage category | III |
| Insulating material group | I |
| Maximum power dissipation for nominal condition | 1.82 W |
| Maximum load current | 76 A (with 16 mm ² conductor cross section) |
| Nominal current I _N | 57 A |
| Nominal voltage U _N | 800 V |
| Open side panel | Yes |
| Shock protection test specification | IEC 60529:2001-02 |

Feed-through terminal block - UK 10 N BK - 3022328

Technical data

General

| | |
|---|------------------------------|
| Back of the hand protection | guaranteed |
| Finger protection | guaranteed |
| Result of surge voltage test | Test passed |
| Surge voltage test setpoint | 9.8 kV |
| Result of power-frequency withstand voltage test | Test passed |
| Power frequency withstand voltage setpoint | 2 kV |
| Result of the test for mechanical stability of terminal points (5 x conductor connection) | Test passed |
| Result of bending test | Test passed |
| Bending test rotation speed | 10 rpm |
| Bending test turns | 135 |
| Bending test conductor cross section/weight | 0.5 mm ² / 0.3 kg |
| | 10 mm ² / 2 kg |
| | 16 mm ² / 2.9 kg |
| Tensile test result | Test passed |
| Conductor cross section tensile test | 0.5 mm ² |
| Tractive force setpoint | 20 N |
| Conductor cross section tensile test | 10 mm ² |
| Tractive force setpoint | 90 N |
| Conductor cross section tensile test | 16 mm ² |
| Tractive force setpoint | 100 N |
| Result of tight fit on support | Test passed |
| Tight fit on carrier | NS 32/NS 35 |
| Setpoint | 5 N |
| Result of voltage-drop test | Test passed |
| Requirements, voltage drop | ≤ 3.2 mV |
| Result of temperature-rise test | Test passed |
| Short circuit stability result | Test passed |
| Conductor cross section short circuit testing | 10 mm ² |
| Short-time current | 1.2 kA |
| Conductor cross section short circuit testing | 16 mm ² |
| Short-time current | 1.92 kA |
| Result of thermal test | Test passed |
| Proof of thermal characteristics (needle flame) effective duration | 30 s |
| Relative insulation material temperature index (Elec., UL 746 B) | 130 °C |
| Temperature index of insulation material (DIN EN 60216-1 (VDE 0304-21)) | 130 °C |
| Static insulating material application in cold | -60 °C |
| Behavior in fire for rail vehicles (DIN 5510-2) | Test passed |
| Flame test method (DIN EN 60695-11-10) | V0 |
| Oxygen index (DIN EN ISO 4589-2) | >32 % |

Feed-through terminal block - UK 10 N BK - 3022328

Technical data

General

| | |
|---|-------------|
| NF F16-101, NF F10-102 Class I | 2 |
| NF F16-101, NF F10-102 Class F | 2 |
| Surface flammability NFPA 130 (ASTM E 162) | passed |
| Specific optical density of smoke NFPA 130 (ASTM E 662) | passed |
| Smoke gas toxicity NFPA 130 (SMP 800C) | passed |
| Calorimetric heat release NFPA 130 (ASTM E 1354) | 28 MJ/kg |
| Fire protection for rail vehicles (DIN EN 45545-2) R22 | HL 1 - HL 3 |
| Fire protection for rail vehicles (DIN EN 45545-2) R23 | HL 1 - HL 3 |
| Fire protection for rail vehicles (DIN EN 45545-2) R24 | HL 1 - HL 3 |
| Fire protection for rail vehicles (DIN EN 45545-2) R26 | HL 1 - HL 3 |

Dimensions

| | |
|------------------|---------|
| Width | 10.2 mm |
| End cover width | 1.8 mm |
| Length | 42.5 mm |
| Height NS 35/7,5 | 47.3 mm |
| Height NS 35/15 | 54.8 mm |
| Height NS 32 | 52.3 mm |

Connection data

| | |
|---|---------------------|
| Connection method | Screw connection |
| Connection in acc. with standard | IEC 60947-7-1 |
| Conductor cross section solid min. | 0.5 mm ² |
| Conductor cross section solid max. | 16 mm ² |
| Conductor cross section AWG min. | 20 |
| Conductor cross section AWG max. | 6 |
| Conductor cross section flexible min. | 0.5 mm ² |
| Conductor cross section flexible max. | 10 mm ² |
| Min. AWG conductor cross section, flexible | 20 |
| Max. AWG conductor cross section, flexible | 8 |
| Conductor cross section flexible, with ferrule without plastic sleeve min. | 0.5 mm ² |
| Conductor cross section flexible, with ferrule without plastic sleeve max. | 10 mm ² |
| Conductor cross section flexible, with ferrule with plastic sleeve min. | 0.5 mm ² |
| Conductor cross section flexible, with ferrule with plastic sleeve max. | 6 mm ² |
| Cross section with insertion bridge, solid max. | 10 mm ² |
| Cross section with insertion bridge, stranded max. | 10 mm ² |
| 2 conductors with same cross section, solid min. | 0.5 mm ² |
| 2 conductors with same cross section, solid max. | 4 mm ² |
| 2 conductors with same cross section, stranded min. | 0.5 mm ² |
| 2 conductors with same cross section, stranded max. | 4 mm ² |
| 2 conductors with same cross section, stranded, TWIN ferrules with plastic sleeve, min. | 0.5 mm ² |

Feed-through terminal block - UK 10 N BK - 3022328

Technical data

Connection data

| | |
|---|---------------------|
| 2 conductors with same cross section, stranded, TWIN ferrules with plastic sleeve, max. | 6 mm ² |
| 2 conductors with same cross section, stranded, ferrules without plastic sleeve, min. | 0.5 mm ² |
| 2 conductors with same cross section, stranded, ferrules without plastic sleeve, max. | 2.5 mm ² |
| Connection in acc. with standard | IEC/EN 60079-7 |
| Conductor cross section solid min. | 0.5 mm ² |
| Conductor cross section solid max. | 16 mm ² |
| Conductor cross section AWG min. | 24 |
| Conductor cross section AWG max. | 6 |
| Conductor cross section flexible min. | 0.5 mm ² |
| Conductor cross section flexible max. | 10 mm ² |
| Stripping length | 10 mm |
| Internal cylindrical gage | B6 |
| Screw thread | M4 |
| Tightening torque, min | 1.5 Nm |
| Tightening torque max | 1.8 Nm |

Standards and Regulations

| | |
|--|---|
| Connection in acc. with standard | CSA |
| | IEC 60947-7-1 |
| Flammability rating according to UL 94 | V0 |
| Fire protection for rail vehicles (DIN EN 45545-2) R22 | HL 1 - HL 3 HL 1 - HL 3 HL 1 - HL 3 HL 1 - HL 3 |
| Fire protection for rail vehicles (DIN EN 45545-2) R23 | HL 1 - HL 3 HL 1 - HL 3 HL 1 - HL 3 HL 1 - HL 3 |
| Fire protection for rail vehicles (DIN EN 45545-2) R24 | HL 1 - HL 3 HL 1 - HL 3 HL 1 - HL 3 HL 1 - HL 3 |
| Fire protection for rail vehicles (DIN EN 45545-2) R26 | HL 1 - HL 3 HL 1 - HL 3 HL 1 - HL 3 HL 1 - HL 3 |

Environmental Product Compliance

| | |
|------------|---|
| REACH SVHC | Lead 7439-92-1 |
| China RoHS | Environmentally Friendly Use Period = 50 |
| | For details about hazardous substances go to tab "Downloads", Category "Manufacturer's declaration" |

Approvals

Approvals

Approvals

CSA / UL Recognized / KEMA-KEUR / cUL Recognized / EAC / DNV GL / cULus Recognized


Feed-through terminal block - UK 10 N BK - 3022328


Approvals


Ex Approvals


IECEX / ATEX / UL Recognized / cUL Recognized / EAC Ex / GL / cULus Recognized

Approval details

| | | | |
|----------------------------|---|---|-------|
| CSA |  | http://www.csagroup.org/services-industries/product-listing/ | 13631 |
| | | B | C |
| Nominal voltage UN | | 600 V | 600 V |
| Nominal current IN | | 65 A | 65 A |
| mm ² /AWG/kcmil | | 24-6 | 24-6 |

| | | | |
|----------------------------|---|---|--------------|
| UL Recognized |  | http://database.ul.com/cgi-bin/XYV/template/LISEXT/1FRAME/index.htm | FILE E 60425 |
| Nominal voltage UN | | 600 V | |
| Nominal current IN | | 65 A | |
| mm ² /AWG/kcmil | | 24-6 | |

| | | | |
|----------------------------|---|---|------------|
| KEMA-KEUR |  | http://www.dekra-certification.com | 2191242.01 |
| Nominal voltage UN | | 800 V | |
| Nominal current IN | | 57 A | |
| mm ² /AWG/kcmil | | 10 | |

| | | | |
|----------------------------|---|---|--------------|
| cUL Recognized |  | http://database.ul.com/cgi-bin/XYV/template/LISEXT/1FRAME/index.htm | FILE E 60425 |
| Nominal voltage UN | | 600 V | |
| Nominal current IN | | 65 A | |
| mm ² /AWG/kcmil | | 24-6 | |

| | | |
|-----|---|---------------|
| EAC |  | EAC-Zulassung |
|-----|---|---------------|

| | | |
|--------|---|------------|
| DNV GL | http://exchange.dnv.com/tari/ | TAE00001CT |
|--------|---|------------|

Feed-through terminal block - UK 10 N BK - 3022328

Approvals

cULus Recognized



<http://database.ul.com/cgi-bin/XYV/template/LISEXT/1FRAME/index.htm>

Phoenix Contact 2018 © - all rights reserved
<http://www.phoenixcontact.com>

PHOENIX CONTACT GmbH & Co. KG
Flachsmarktstr. 8
32825 Blomberg
Germany
Tel. +49 5235 300
Fax +49 5235 3 41200
<http://www.phoenixcontact.com>