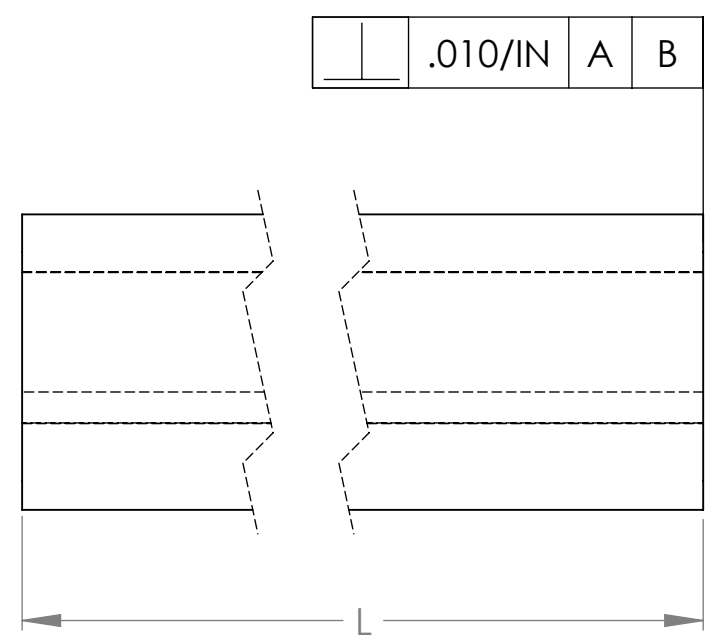
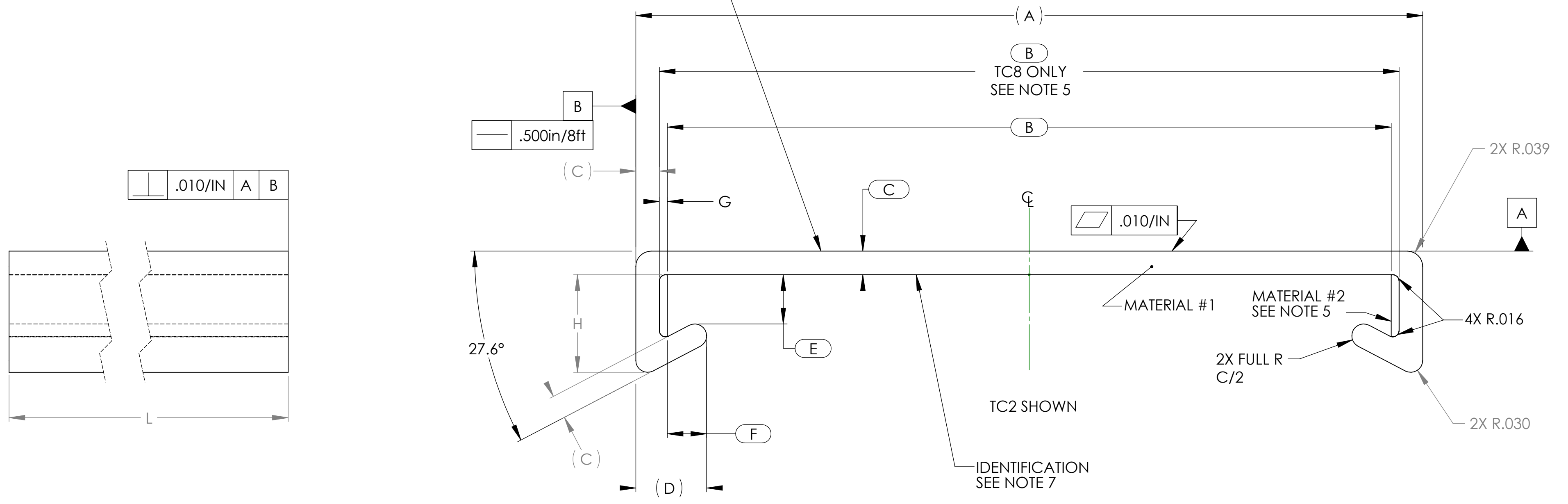
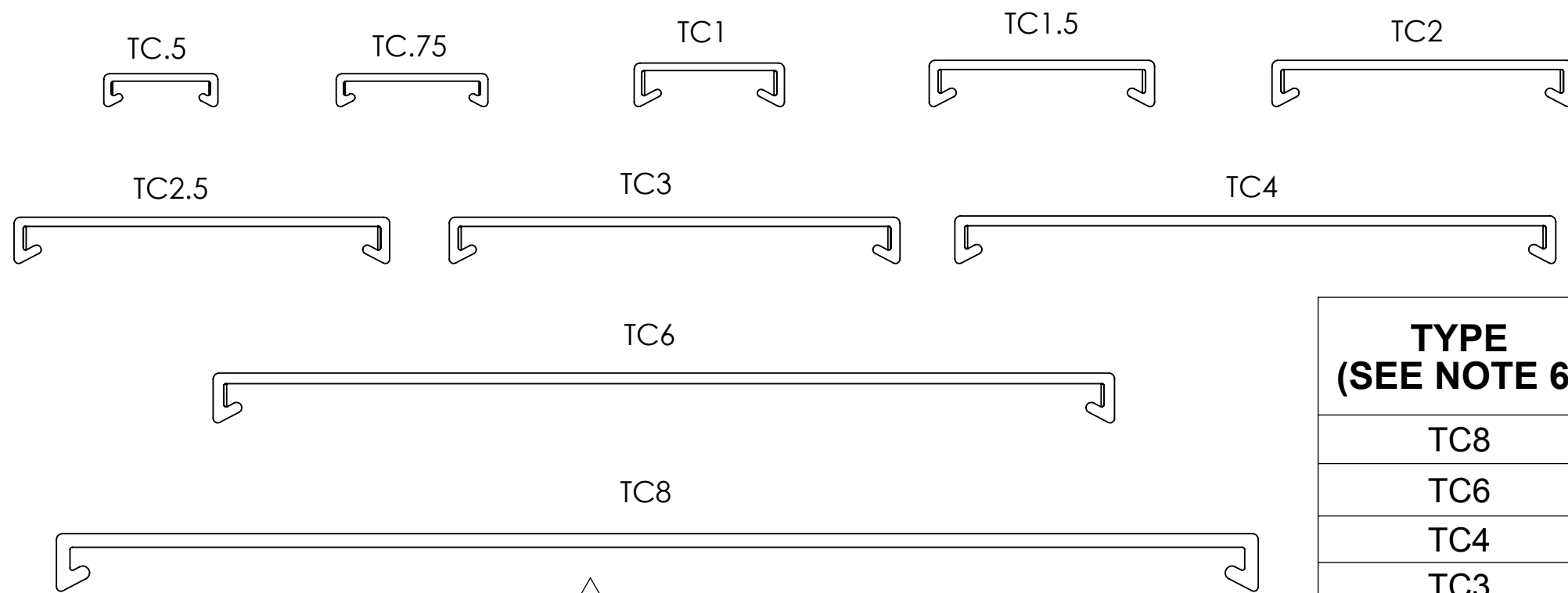


Revision level		Revision Record	Changed	Date	Approved	Date
Drawing	Part					
14	-	SEE ECN# 100021	MHT	01/06/2012	WPT	06/01/2012

APPLY REMOVABLE PROTECTIVE FILM (REF. DWG. DT08-1008-001DTL) TO TOP SURFACE OF TC1 THROUGH TC4



FULL SCALE



TYPE (SEE NOTE 6)	A (REF)	B NOTED	C ±.010	(D)	E ±.010	F NOTED	G NOTED	H ±.015	L +.25/- .00
TC8	8.000	7.820 +.030/- .020	.090	.220	.125	.130 +.000/- .010	-	.293	72.000
TC6	6.000	5.820 +.030/- .020	.070	.190	.125	.100 +.000/- .010	.020 +.000/- .010	.261	72.000
TC4	4.000	3.830 +.025/- .015	.065	.180	.125	.095 +.005/- .010	.020 +.000/- .010	.252	72.000
TC3	3.000	2.840 +.025/- .015	.060	.180	.125	.100 +.005/- .010	.020 +.000/- .010	.248	72.000
TC2.5	2.500	2.340 +.025/- .015	.060	.180	.125	.100 +.005/- .010	.020 +.000/- .010	.248	72.000
TC2	2.000	1.840 +.025/- .015	.060	.180	.125	.100 +.005/- .010	.020 +.000/- .010	.248	72.000
TC1.5	1.500	1.340 +.020/- .010	.060	.180	.125	.100 +.005/- .010	.020 +.000/- .010	.248	72.000
TC1	1.000	.860 +.020/- .010	.050	.180	.125	.110 +.005/- .010	.020 +.000/- .010	.240	72.000
TC.75	1.010	.890 +.020/- .010	.050	.125	.083	.065 +.000/- .010	.010 ± .005	.169	72.000
TC.5	.760	.640 +.020/- .010	.050	.125	.083	.065 +.000/- .010	.010 ± .005	.169	72.000

NOTES:

- ALL RADII = .030R UNLESS OTHERWISE SPECIFIED.
- PART IS TO BE FREE OF SHARP EDGES AND BURRS. REFERENCE SAMPLE BOARD.
- (C) = INSPECTION DIMENSION.
- PART AND DIMENSIONS ARE SYMETRIC ABOUT CENTERLINE.
- TC8 GETS NO NON-SLIP MATERIAL IN SIDES.
- SPECIAL LENGTH COVERS ARE DEFINED PER A WORK ORDER WITH A LENGTH TOLERANCE OF +.25%-.00"
- TC.5 - TC4: LASER PRINT HELLERMANN TYTON, DATE CODE, PART NUMBER, LENGTH, UL RECOGNIZED SYMBOL, CSA SYMBOL, CE SYMBOL, AND TIME STAMP ON THE INSIDE OF ALL COVERS APPROXIMATELY EVERY 24 IN.
- TC6 & TC8: LASER PRINT HELLERMANN TYTON, DATE CODE, PART NUMBER, LENGTH, AND TIME STAMP ON THE INSIDE OF ALL COVERS APPROXIMATELY EVERY 24 IN.

14

Material	Units	inches	Drawn	KAC	06/15/2009	Article/Type-No	SEE CHART	Scale	5:1
1. RIGID PVC PER MTS1308 OR MTS1312 2. FLEXIBLE PVC PER MTS1306	Dimension without tolerances details to:	.xxxx = ±.0005 .xxx = ±.005 .xx = ±.01 .x = ±.03 None = ±.06 ∠ = ±0.5°	Approved			Title	COVER PVC DUCT	Project Number	PRP2010
The copyright of this drawing is reserved by HellermannTyton. It is issued on condition that it is not reproduced, copied, or disclosed to a third party, either wholly or in part, without the consent of HellermannTyton.			<p>North America Email: corp@htamericas.com Web: www.hellermann.tyton.com</p>		Production : Phase	Format	C		
						Drawing-No	DT2010000DTL	Sheet	1/1